



2008-2009 GMT Quarterly Report for District (or Undistricted) **District 36 E**



GMT: **PAT DIMOND**

Location: **Multiple**

GMT CA: **1 & 2**

CLUBS

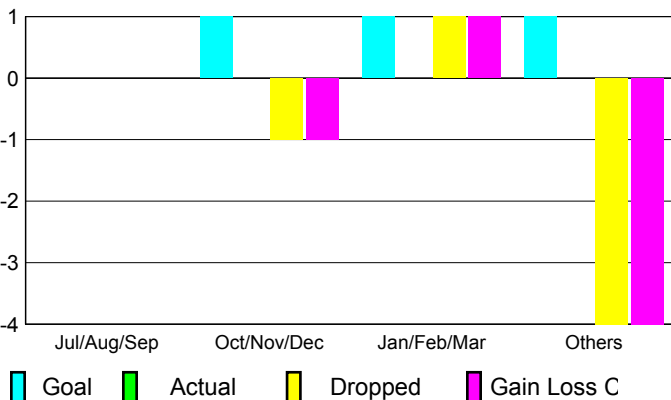
Club Results 2008-2009

Clubs 2007-2008

Month	New Club Goal	Actual New Clubs	Actual Dropped Clubs	Gain/Loss of Clubs	Gain/Loss of Clubs
Jul/Aug/Sep	0	0	0	0	0
Oct/Nov/Dec	1	0	-1	-1	0
Jan/Feb/Mar	1	0	1	1	0
Apr/May/Jun	1	0	-4	-4	0
Totals	3	0	-4	-4	0

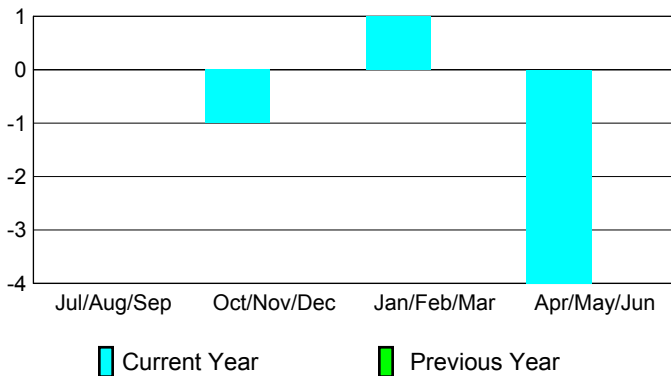
Club Results 2008-2009

Goal, New, Dropped, Gain/Loss



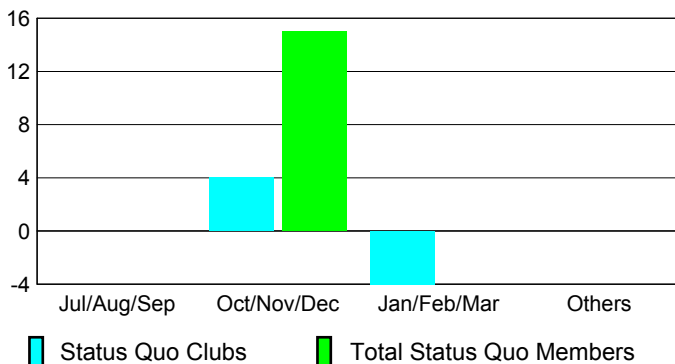
Comparison of Club Gain/Loss

Current Year Compared to the Previous Year



YTD Status Quo Clubs 2008-2009

Status Quo Clubs Compared to Status Quo Members



MEMBERSHIP

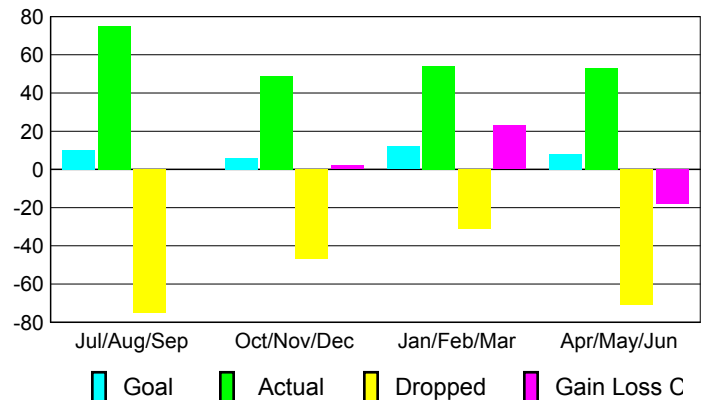
Membership Results 2008-2009

Membership 2007-2008

Month	Net Memb Goal	Actual New Memb	Actual Dropped Memb	Gain/Loss of Memb	Gain/Loss of Memb
Jul/Aug/Sep	10	75	-75	0	9
Oct/Nov/Dec	6	49	-47	2	-21
Jan/Feb/Mar	12	54	-31	23	14
Apr/May/Jun	8	53	-71	-18	-31
Totals	36	231	-224	7	-29

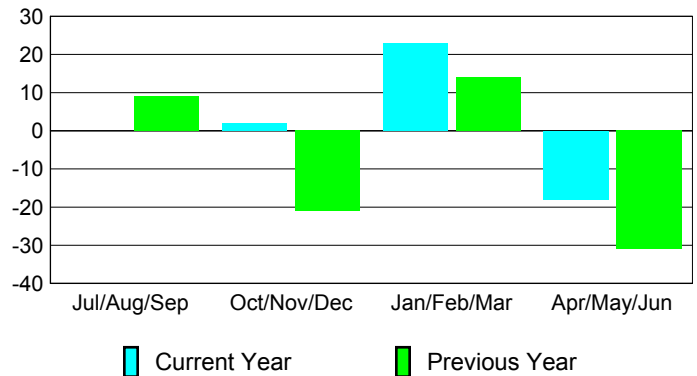
Membership Results 2008-2009

Goal, New, Dropped, Gain/Loss

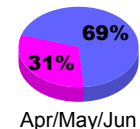
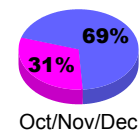
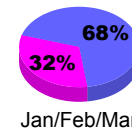
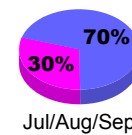


Comparison of Membership Gain/Loss

Current Year Compared to the Previous Year



Gender Comparison 2008-2009



Male

Female